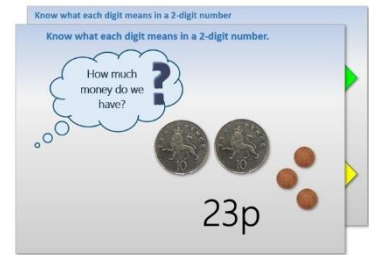


# Year 1: Week 1, Day 3


## Finding 1 more/less than a number

Each day covers one maths topic. It should take you about 1 hour or just a little more.

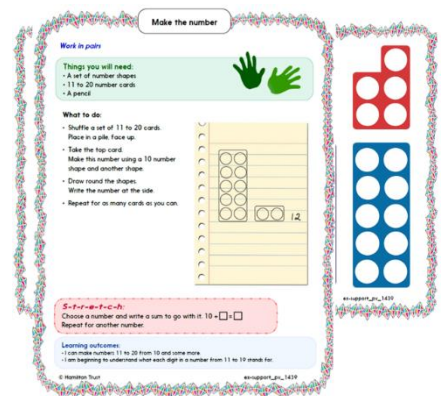
1. Start by reading through the **Learning Reminders**. They come from our *PowerPoint* slides.



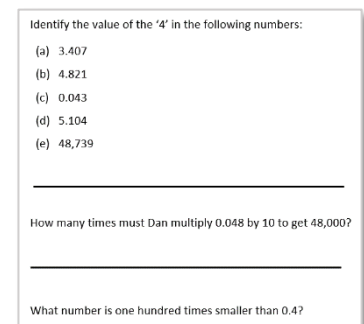
2. Tackle the questions on the **Practice Sheet**. There might be a choice of either **Mild** (easier) or **Hot** (harder)! Check the answers.



3. Finding it tricky? That's OK... have a go with a grown-up at **A Bit Stuck?**

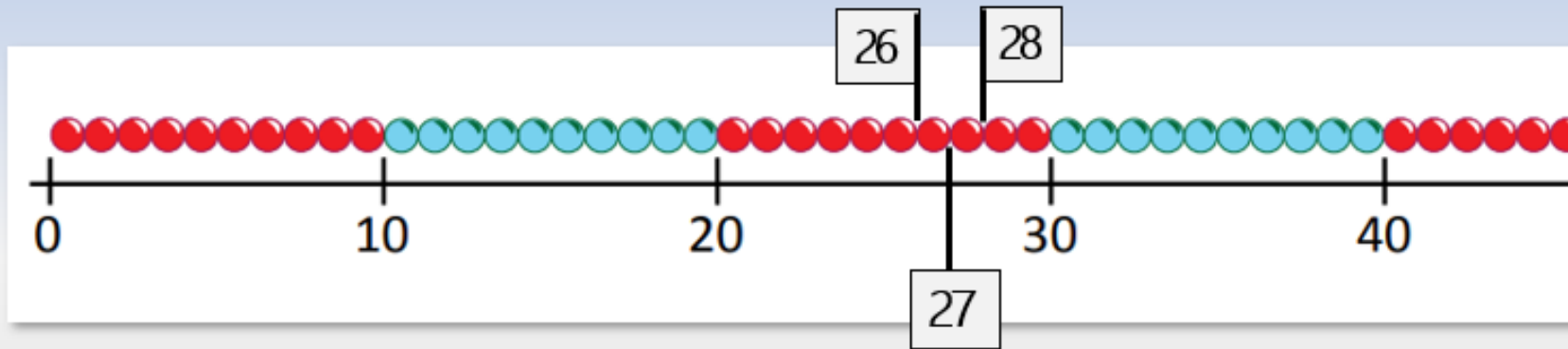


4. Have I mastered the topic? A few questions to **Check your understanding**. Fold the page to hide the answers!



## Learning Reminders

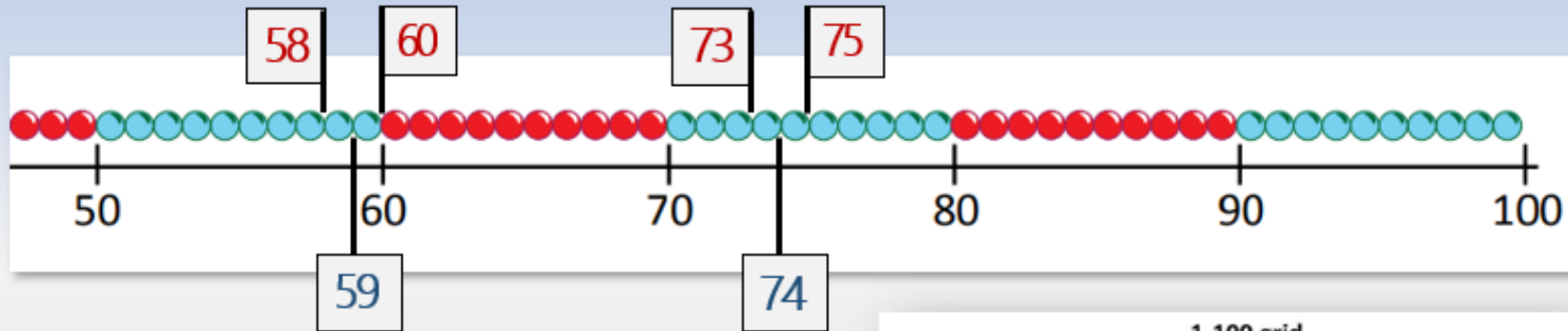
Find one more and one less than any 2-digit number.



Look at the numbers 1 more and 1 less than 27 on the beaded line...

## Learning Reminders

Find one more and one less than any 2-digit number.



Find 1 more and 1 less than 59.

Find 1 more and 1 less than 74.

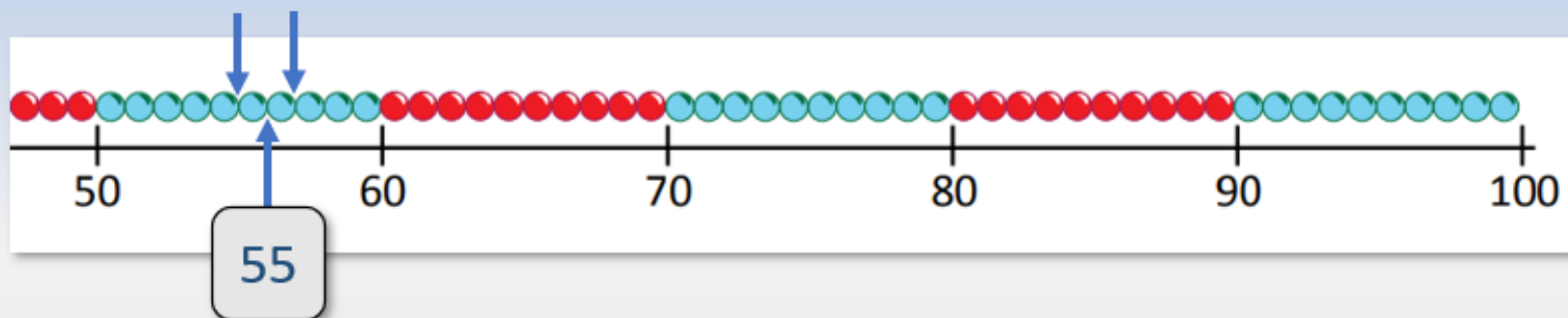
We can show these  
on the 1-100 grid  
too.

1-100 grid

1	2	3	4	5	6	7	8	9	10
11	12	13	14	15	16	17	18	19	20
21	22	23	24	25	26	27	28	29	30
31	32	33	34	35	36	37	38	39	40
41	42	43	44	45	46	47	48	49	50
51	52	53	54	55	56	57	58	59	60
61	62	63	64	65	66	67	68	69	70
71	72	73	74	75	76	77	78	79	80
81	82	83	84	85	86	87	88	89	90
91	92	93	94	95	96	97	98	99	100

## Learning Reminders

Find one more and one less than any 2-digit number.



Let's record 1 more and 1 less using addition and subtraction number sentences...

$$56 + 1 = 57$$

$$56 - 1 = 55$$

Fill in the blanks.

is one more than

is one less than

## Learning Reminders

Find one more and one less than any 2-digit number.

1-100 grid

1	2	3	4	5	6	7	8	9	10
11	12	13	14	15	16	17	18	19	20
21	22	23	24	25	26	27	28	29	30
31	32	33	34	35	36	37	38	39	40
41	42	43	44	45	46	47	48	49	50
51	52	53	54	55	56	57	58	59	60
61	62	63	64	65	66	67	68	69	70
71	72	73	74	75	76	77	78	79	80
81	82	83	84	85	86	87	88	89	90
91	92	93	94	95	96	97	98	99	100

Write a number sentence to describe the 1 more and 1 less facts shown by the ringed numbers.

$$14 + 1 = \underline{\quad} \quad 14 - 1 = \underline{\quad}$$

## Practice Sheet Mild (sheet 1)

### One more/one less

Find one more and one less than the numbers in the middle column.  
Write 5 addition and 5 subtraction number sentences to describe your choice of 1 more/1 less relationships.

One less	Number	One more
	12	
	17	
	13	
	20	
	22	
	33	
	48	
	64	
	39	
	50	
	59	
	61	

## Practice Sheet Mild (sheet 2)

### Missing numbers - one more/one less

Look at the number square. There are lots of missing numbers.

Use the numbers one less and one more than the blank squares to work out what the missing numbers are (up to 60).

1	2	3		5	6	7	8	9	
11	12		14	15		17	18		20
	22	23	24	25	26	27		29	
31	32		34	35	36		38	39	40
	42	43		45	46	47	48		50
51		53	54		56	57	58	59	
61	62		64	65	66		68		
71			74	75	76	77			80
	82	83	84	85	86	87		89	
	92	93	94	95	96		98		

## Practice Sheet Hot (sheet 1)

### Missing numbers - one more/one less

Find one more and one less than the numbers in the middle column.  
Write 5 addition and 5 subtraction number sentences to describe your choice of 1 more/1 less relationships.

One less	Number	One more
	12	
	17	
	13	
	20	
	22	
	33	
	48	
	64	
	39	
	50	
	59	
	61	

#### Challenge

The number one less than the number I am thinking of is 75. What is my number?  
The number one more than the number I am thinking of is 69. What is my number?  
The number one less than the number I am thinking of is 29. What is my number?



## Practice Sheet Hot (sheet 2)

### Missing numbers - one more/one less

Look at the number square. There are lots of missing numbers.

Use the numbers one less and one more than the blank squares to work out what the missing numbers are.

1	2	3		5	6	7	8	9	
11	12		14	15		17	18		20
	22	23	24	25	26	27		29	
31	32		34	35	36		38	39	40
	42	43		45	46	47	48		50
51		53	54		56	57	58	59	
61	62		64	65	66		68		
71			74	75	76	77			80
	82	83	84	85	86	87		89	
	92	93	94	95	96		98		

# Practice Sheets Answers

## One more/one less (mild sheet 1)

One less	Number	One more
11	12	13
16	17	18
12	13	14
19	20	21
21	22	23
32	33	34
47	48	49
63	64	65
38	39	40
49	50	51
58	59	60
60	61	62

## Missing numbers - one more/one less (mild sheet 2)

1	2	3	4	5	6	7	8	9	10
11	12	13	14	15	16	17	18	19	20
21	22	23	24	25	26	27	28	29	30
31	32	33	34	35	36	37	38	39	40
41	42	43	44	45	46	47	48	49	50
51	52	53	54	55	56	57	58	59	60
61	62		64	65	66		68		
71			74	75	76	77			80
	82	83	84	85	86	87		89	
	92	93	94	95	96		98		

# Practice Sheets Answers Continued

## One more/one less (hot sheet 1)

One less	Number	One more
11	12	13
16	17	18
12	13	14
19	20	21
21	22	23
32	33	34
47	48	49
63	64	65
38	39	40
49	50	51
58	59	60
60	61	62

### Challenge

The number one less than the number I am thinking of is 75. What is my number?	76
The number one more than the number I am thinking of is 69. What is my number?	68
The number one less than the number I am thinking of is 29. What is my number?	30

## Missing numbers - one more/one less (hot sheet 2)


1	2	3	4	5	6	7	8	9	10
11	12	13	14	15	16	17	18	19	20
21	22	23	24	25	26	27	28	29	30
31	32	33	34	35	36	37	38	39	40
41	42	43	44	45	46	47	48	49	50
51	52	53	54	55	56	57	58	59	60
61	62	63	64	65	66	67	68	69	70
71	72	73	74	75	76	77	78	79	80
81	82	83	84	85	86	87	88	89	90
91	92	93	94	95	96	97	98	99	100

## A Bit Stuck? Tower trios

*Work in pairs*

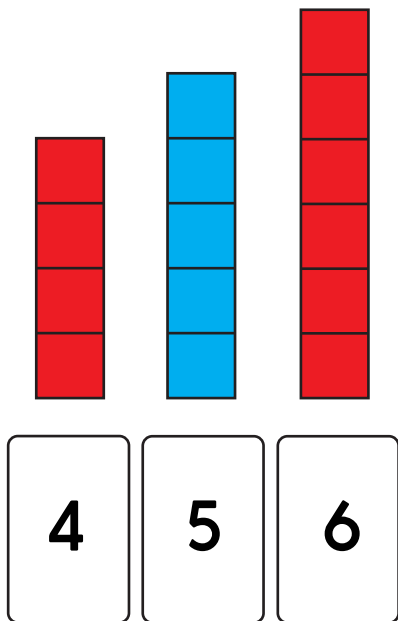
### Things you will need:

- Lots of cubes (e.g. sugar cubes)/lego bricks etc.
- 1 to 20 number cards



### What to do:

- Pick a card. Make a tower with that number of cubes.
- Make a tower with one more cube. Find the matching number card.
- Make a tower with one less cube. Find the matching number card.
- Repeat for other towers.
- Repeat for as many cards as you can.

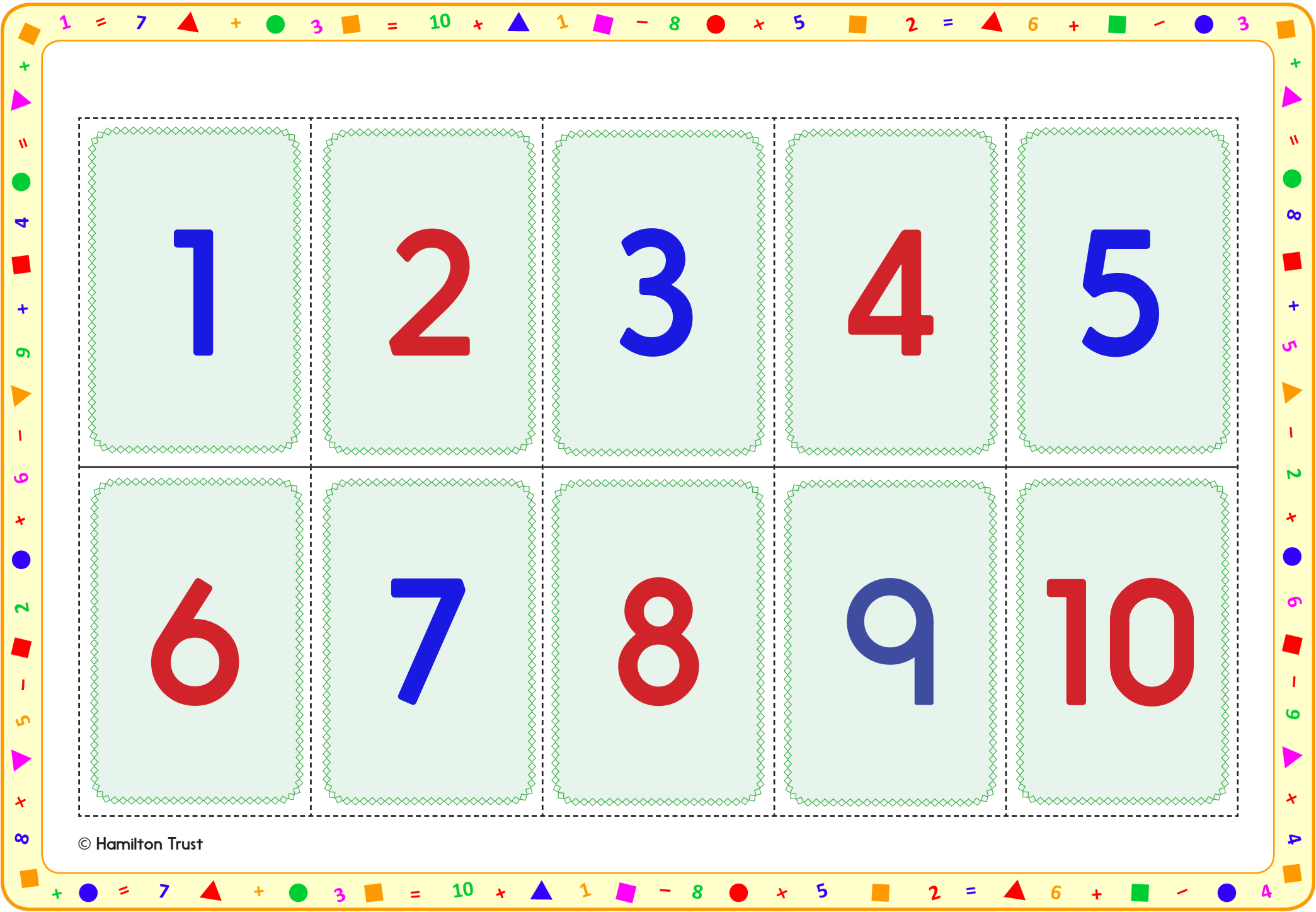


### *S-t-r-e-t-c-h:*

Choose a number card. Find the number that is one more.  
Find the number that is one less.

### Learning outcomes:

- I can find one more and one less than numbers up to 20 using towers of cubes.
- I am beginning to say the number that is one more and one less than numbers up to 20.



1	2	3	4	5
6	7	8	9	10

© Hamilton Trust

A decorative border surrounds the page, featuring a sequence of mathematical symbols and numbers: 1 = 7, a triangle, +, a circle, 3, a square, = 10, +, a triangle, 1, a square, - 8, a circle, +, 5, a square, 2 =, a triangle, 6, +, a square, -, a circle, 3. The symbols are in various colors (orange, green, blue, red, purple, yellow).

11

12

13

14

15

16

17

18

19

20

© Hamilton Trust

## Check your understanding

### Questions

What is the number after...

- (a) 46?
  - (b) 59?
  - (c) 80?
- 

What is the number before...

- (a) 81?
  - (b) 70?
  - (c) 39?
- 

Mystery number... I add one to my number and get 75.  
What is my number?

---

Jim takes one away from his number and gets 52.  
What is Jim's number?

---

Fold here to hide answers

---

---

## Check your understanding

### Answers

What is the number after...

- (a) 46? **47**
  - (b) 59? **60**
  - (c) 80? **81**
- 

What is the number before...

- (a) 81? **80**
  - (b) 70? **69**
  - (c) 39? **38**
- 

Mystery number... I add one to my number and get 75.  
What is my number? **74**

---

Jim takes one away from his number and gets 52.  
What is Jim's number?. **53**

---